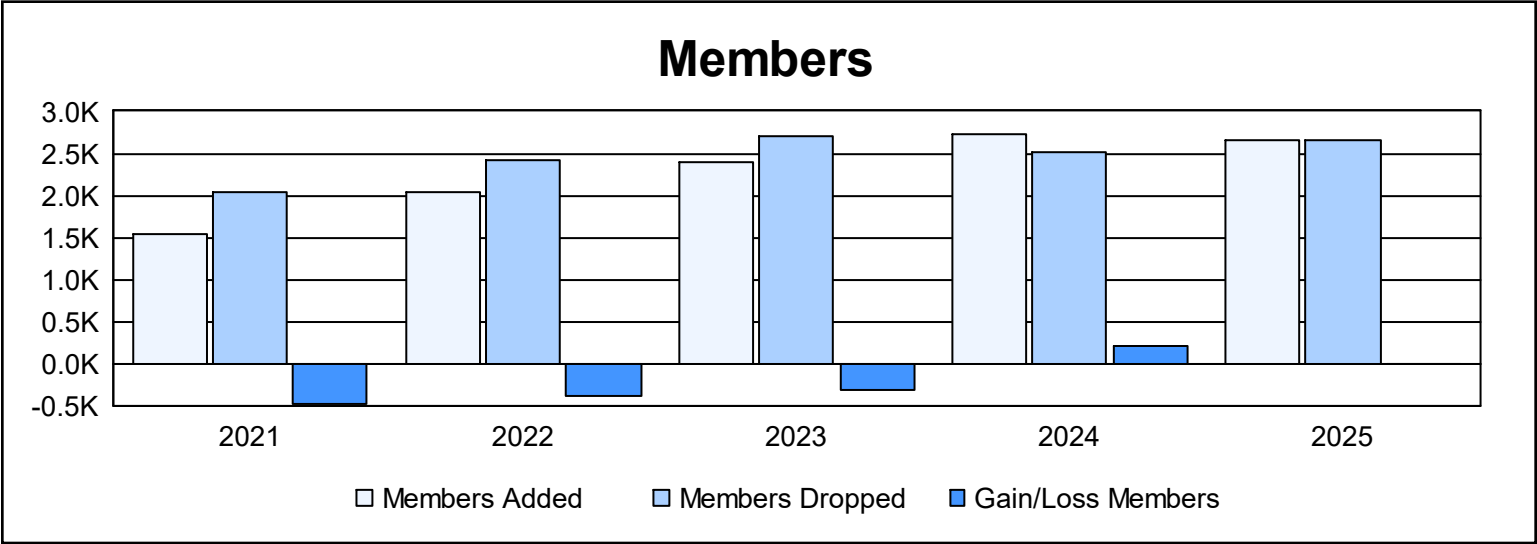
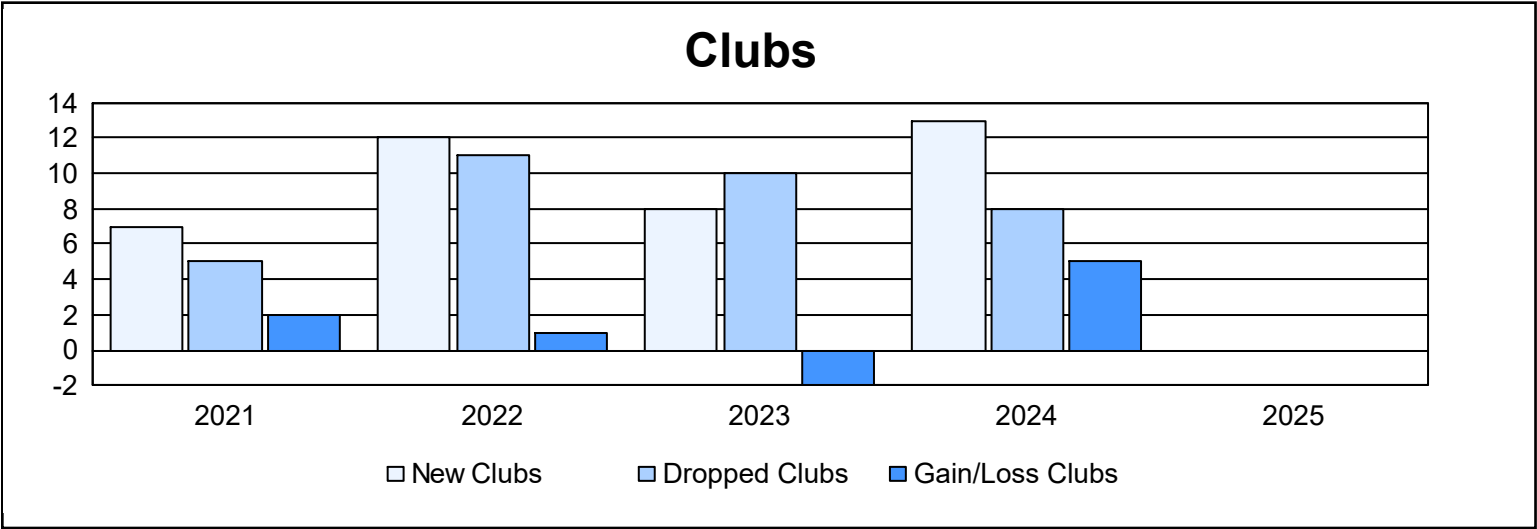
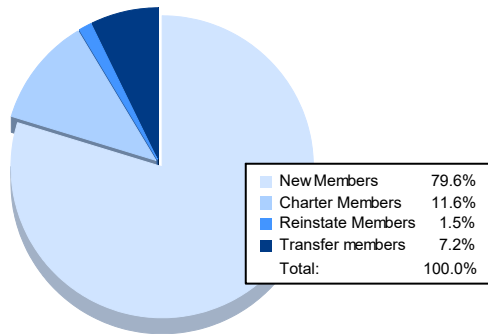


Year	New Clubs	Dropped Clubs	Gain/ Loss Clubs	New Members	Charter Members	Reinstate Members	Transfer Members	Total Member Added	Total Members Dropped	Gain/ Loss Members
2020-2021	7	5	2	1,174	165	35	173	1,547	2,035	-488
2021-2022	12	11	1	1,559	281	22	172	2,034	2,411	-377
2022-2023	8	10	-2	2,032	181	23	150	2,386	2,704	-318
2023-2024	13	8	5	2,141	341	37	204	2,723	2,522	201
2024-2025				2,113	309	40	191	2,653	2,657	-4
Average	10	9	2	1,804	255	31	178	2,269	2,466	-197



Membership Composition June 2025 Cumulative



Gender Composition June 2025 Cumulative

